

This **job aid** will explain how to adjust the settings in Buzz to view a specific Lincoln Empowered lesson sample on a smartphone. These steps apply to iPhone and Android products.

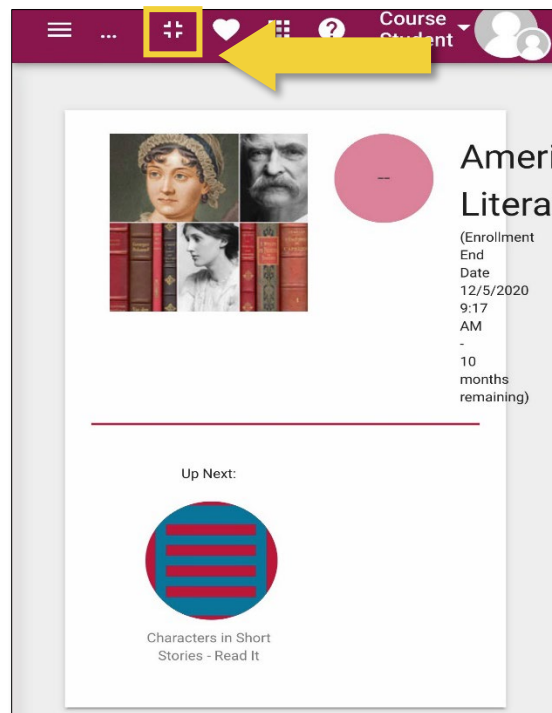
## Navigating to the Lesson Sample

Click the link you have been given to view the lesson sample. Doing so will direct you to Buzz, the Lincoln Empowered Learning Management System (LMS).

**Note:** A username and password is **not** required to see lesson samples.

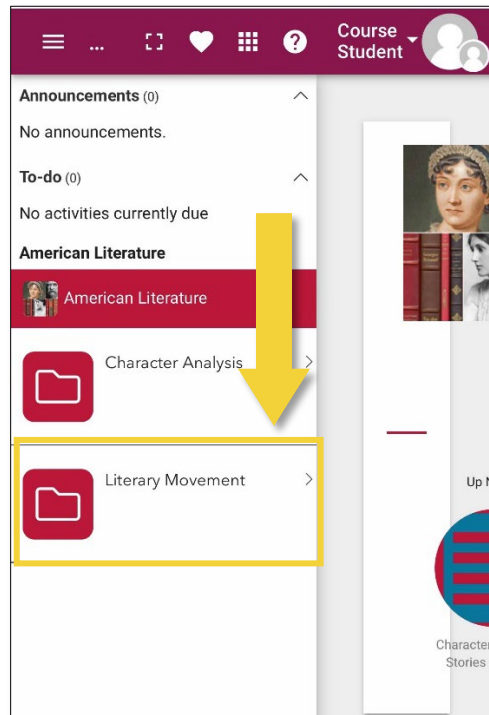
## American Literature

To see the American Literature lesson discussed in the **Lesson Planning with Lincoln** blog, you will need to navigate to Lesson 142 within the course. When you enter Buzz, you will be taken to the American Literature Landing Page. Tap the **Exit full screen** icon.

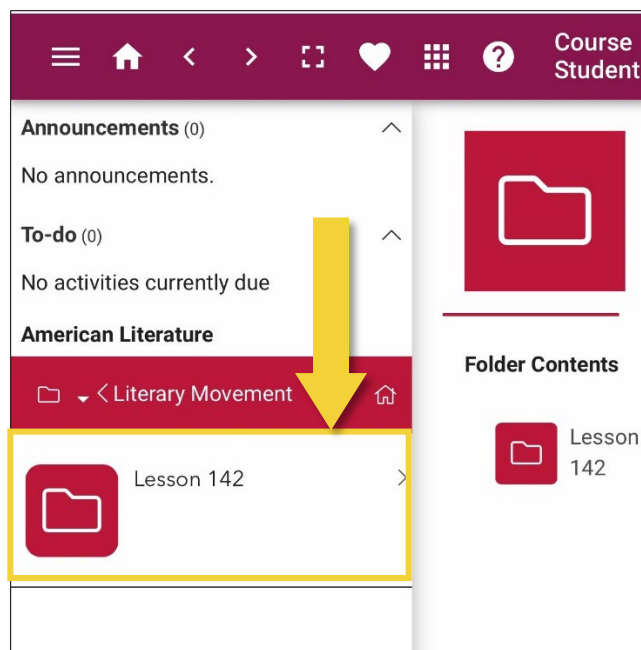


# View a Lesson Sample on a Smartphone

Next, tap **Literary Movement**, the topic for Lesson 142.

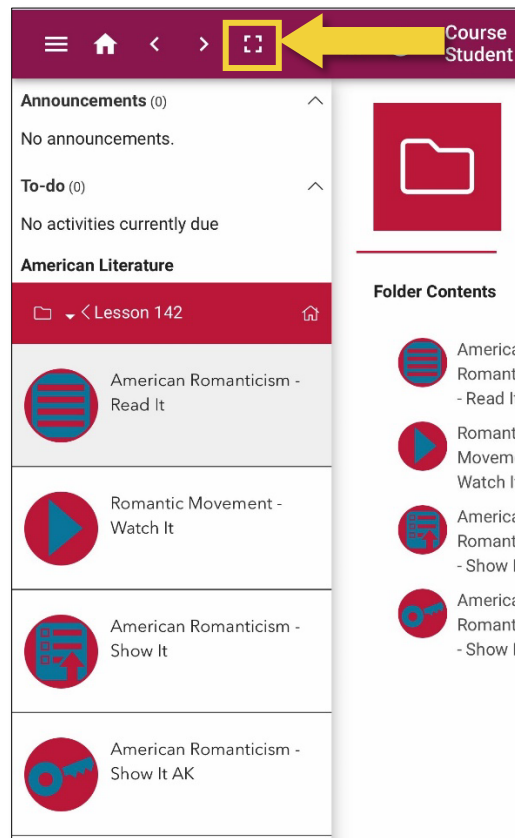


Now, tap **Lesson 142** in the left column.



# View a Lesson Sample on a Smartphone

Now, tap the **Full screen** icon.



Finally, tap any of the links below **Folder Contents** to view each portion of the lesson sample.

